

PRE Shareholding Pattern under Regulation 31 of SEBI (Listing Obligations and Disclosure Requirements) Regulations, 2015

1.	Name of Listed Entity: Omkar Overseas Limited
2.	Scrip Code/Name of Scrip/Class of Security: 531496
3.	Share Holding Pattern Filed under: Reg. 31(1)(a)/Reg. 31(1)(b)/Reg.31(1)(c)
	a. If under 31(1)(b) then indicate the report for Quarter ending
	b. If under 31(1)(c) then indicate date of allotment/extinguishment
4.	Declaration: The Listed entity is required to submit the following declaration to the extent of submission of information:-

	Particulars	Yes*	No*
1	Whether the Listed Entity has issued any partly paid up shares?	Yes	
2	Whether the Listed Entity has issued any Convertible Securities or Warrants?		No
3	Whether the Listed Entity has any shares against which depository receipts are issued?		No
4	Whether the Listed Entity has any shares in locked-in?		No
5	Whether any shares held by promoters are pledge or otherwise encumbered?		No

* If the Listed Entity selects the option 'No' for the questions above, the columns for the partly paid up shares, Outstanding Convertible Securities/Warrants, depository receipts, locked-in shares, No of shares pledged or otherwise encumbered by promoters, as applicable, shall not be displayed at the time of dissemination on the Stock Exchange website. Also wherever there is 'No' declared by Listed Entity in above table the values will be considered as 'Zero' by default on submission of the format of holding of specified securities.



Omkar Overseas Limited
Table I - Summary Statement holding of specified securities

Category	Category of shareholder	Nos. of shareholders	No. of fully paid up equity shares held	No. of Partly paid-up equity shares held	No. of shares underlying Depository Receipts	Total nos. shares held	Shareholding as a % of total no. of shares (calculated as per SCRR, 1957)	Number of Voting Rights held in each class of securities				No. of Shares Underlying Outstanding convertible securities (including	Shareholding, as a % assuming full conversion of convertible securities	Number of Locked in shares		Number of Shares pledged or otherwise		Number of equity shares held in dematerialised form
								No of Voting Rights			Total as a % of (A+B+C)			No. (a)	As a % of total Shares held (b)	No. (a)	As a % of total Shares held (b)	
								Class eg: X	Class eg: y	Total								
(I)	(II)	(III)	(IV)	(V)	(VI)	(VII) = (IV)+(V) + (VI)	(VIII) As a % of (A+B+C2)	(IX)				(X)	(XI) = (VII)+(X) As a % of (A+B+C2)	(XII)		(XIII)		(XIV)
(A)	Promoter & Promoter Group	2	358346	0	0	358346	7.17	358346	0	358346	7.17	0	7.17	0	0	0	0	358346
(B)	Public	2697	4539754	101900	0	4641654	92.83	4641654	0	4641654	92.83	0	92.83	0	0	NA	NA	4344054
(C)	Non Promoter - Non Public				0				0			0			0	NA	NA	
(C1)	Shares Underlying DRs	0	0	0	0	0	0.00	0	0	0	0.00	0	0.00	0	0	NA	NA	0
(C2)	Shares Held By Employee Trust	0	0	0	0	0	0.00	0	0	0	0.00	0	0.00	0	0	NA	NA	0
	Financial Institutions / Banks	2699	4898100	101900	0	5000000	100.00	5000000	0	5000000	100	0	100.00	0	0	0	0	4702400



Omkar Overseas Limited
Table II - Statement showing Pre shareholding pattern of the Promoter and Promoter Group

	Category & Name of the shareholders	PAN	Nos. of share holders	No. of fully paid up equity shares held	Partly paid-up equity shares held	No. of shares underl ying Depository Receipts	Total nos. shares held	Sharehol ding % calculate d as per SCRR, 1957 As a % of (A+B+C2)	Number of Voting Rights held in each class of securities				No. of Shares Underlyi ng Outstanding convertible securities	Sharehol ding , as a % assuming full conversi on of convertib le securities	Number of Locked in shares		Number of Shares pledged or otherwise		Number of equity shares held in demateri alised form
									No of Voting Rights			Total as a % of (A+B+C)			No. (a)	As a % of total Share s held(No. (a)	As a % of total Share s held(b	
									Class eg: X	Class eg: y	Total								
	(I)	(II)	(III)	(IV)	(V)	(VI)	(VII) = (IV)+(V) + (VI)	(VIII) As a % of (A+B+C2)	(IX)				(X)	(XI)= (VII)+(X) As a % of (A+B+C2)	(XII)		(XIII)		(XIV)
1	Indian																		
(a)	Individuals / Hindu Undivided Family		2	358346	0	0	358346	7.17	358346	0	358346	7.17	0	7.17	0	0	0	0	358346
	Pooja Sumit Agarwal	AHHPS0468A	1	189829	0	0	189829	3.80	189829	0	189829	3.80	0	3.80	0	0	0	0	189829
	Champalal Gopiram Agrawal	AAPPA7695A	1	168517	0	0	168517	3.37	168517	0	168517	3.37	0	3.37	0	0	0	0	168517
(b)	Central Government / State Government(s)		0	0	0	0	0	0	0	0	0	0	0	0	0	0	0	0	0
(c)	Financial Institutions / Banks		0	0	0	0	0	0	0	0	0	0	0	0	0	0	0	0	0
(d)	Any Other (Specify)		0	0	0	0	0	0	0	0	0	0	0	0	0	0	0	0	0
	Sub Total (A)(1)		2	358346	0	0	358346	7.17	358346	0	358346	7.17	0	7.17	0	0	0	0	358346
2	Foreign																		
(a)	Individuals (Non-Resident Individuals / Foreign Individuals)		0	0	0	0	0	0	0	0	0	0	0	0	0	0	0	0	0
(b)	Government		0	0	0	0	0	0	0	0	0	0	0	0	0	0	0	0	0
(c)	Institutions		0	0	0	0	0	0	0	0	0	0	0	0	0	0	0	0	0
(d)	Foreign Portfolio Investor		0	0	0	0	0	0	0	0	0	0	0	0	0	0	0	0	0
(e)	Any Other (Specify)		0	0	0	0	0	0	0	0	0	0	0	0	0	0	0	0	0
	Sub Total (A)(2)		0	0	0	0	0	0	0	0	0	0	0	0	0	0	0	0	0
	Total Shareholding Of Promoter And Promoter Group (A)= (A)(1)+(A)(2)		2	358346	0	0	358346	7.17	358346	0	358346	7.17	0	7.17	0	0	0	0	358346



Table III - Statement showing Pre shareholding pattern of the Public shareholder

Sl. No.	Category & Name of the shareholders	PAN	Nos. of shareholders	No. of fully paid up equity shares held	Partly paid-up equity shares held	No. of shares underlying Depository Receipts	Total nos. shares held	Shareholding % calculated as per SCRR, 1957 As a % of (A+B+C2)	Number of Voting Rights held in each class of securities				No. of Shares Underlying Outstanding convertible securities (including Warrants)	Shareholding, as a % assuming full conversion of convertible securities (as a percentage of diluted share)	Number of Locked in shares		Number of Shares pledged or otherwise encumbered		Number of equity shares held in dematerialised form
									No of Voting Rights			Total as a % of (A+B+C)			No. (a)	As a % of total Shares held(b)	No. (a)	As a % of total Shares held(b)	
									Class eg: X	Class eg: y	Total								
	(I)	(II)	(III)	(IV)	(V)	(VI)	(VII) = (IV)+(V)+(VI)	(VIII) As a % of (A+B+C2)	(IX)			(X)	(XI) = (VII)+(X) As a % of (A+B+C2)	(XII)		(XIII)		(XIV)	
1	Institutions																		
(a)	Mutual Fund		0	0	0	0	0	0	0	0	0	0	0	0	0	0	NA	NA	0
(b)	Venture Capital Funds		0	0	0	0	0	0	0	0	0	0	0	0	0	0	NA	NA	0
(c)	Alternate Investment Funds		0	0	0	0	0	0	0	0	0	0	0	0	0	0	NA	NA	0
(d)	Foreign Venture Capital Investors		0	0	0	0	0	0	0	0	0	0	0	0	0	0	NA	NA	0
(e)	Foreign Portfolio Investor		0	0	0	0	0	0	0	0	0	0	0	0	0	0	NA	NA	0
(f)	Financial Institutions / Banks		0	0	0	0	0	0	0	0	0	0	0	0	0	0	NA	NA	0
(g)	Insurance Companies		0	0	0	0	0	0	0	0	0	0	0	0	0	0	NA	NA	0
(h)	Provident Funds/ Pension Funds		0	0	0	0	0	0	0	0	0	0	0	0	0	0	NA	NA	0
(i)	Any Other (Specify)		0	0	0	0	0	0	0	0	0	0	0	0	0	0	NA	NA	0
	Sub Total (B)(1)		0	0	0	0	0	0	0	0	0	0	0	0	0	0	NA	NA	0
2	Central Government/ State Government(s)/ President of India																		
	Sub Total (B)(2)		0	0	0	0	0	0	0	0	0	0	0	0	0	0	NA	NA	0
3	Non-Institutions																		
(a)	Individuals			0	0										0		NA	NA	
	i. Individual shareholders holding nominal share capital up to Rs. 2 lakhs.		2544	2391213	7800	0	2399013	47.98	2399013	0	2399013	47.98	0	47.98	0	0	NA	NA	2320513
	ii. Individual shareholders holding nominal share capital in excess of Rs. 2 lakhs.		34	1293941	94100	0	1388041	27.76	1388041	0	1388041	27.76	0	27.76	0	0	NA	NA	1168941
	Bharat Bhurabhai Odedra	AAHPO4899C		50050	0	0	50050	1.00	50050	0	50050	1.00	0	1.00	0	0	NA	NA	50050
	Dharmesh Maldevbhai Godhania	ZZZZ9999Z		100000	0	0	100000	2.00	100000	0	100000	2.00	0	2.00	0	0	NA	NA	0
	Hemang Omprakash Mehta	BHKPM5724R		71000	0	0	71000	1.42	71000	0	71000	1.42	0	1.42	0	0	NA	NA	71000
	Jyotika Sanjay Kumar	ZZZZ9999Z		0	94100	0	94100	1.88	94100	0	94100	1.88	0	1.88	0	0	NA	NA	0
	Kirti Kantilal Mehta	AKSPM3939N		59228	0	0	59228	1.18	59228	0	59228	1.18	0	1.18	0	0	NA	NA	59228
	M Rama Prasad Reddy	ALXPM8013D		68454	0	0	68454	1.37	68454	0	68454	1.37	0	1.37	0	0	NA	NA	68454




	Mansoorali Pyarali Hamid .	AAAPH1155P		58874	0	0	58874	1.18	58874	0	58874	1.18	0	1.18	0	0	NA	NA	58874
	Rakesh Jayantilal Shah	ACW/PJ6235C		86099	0	0	86099	1.72	86099	0	86099	1.72	0	1.72	0	0	NA	NA	86099
	Sham Dattatrya Keluskar	AJWPK4379F		52817	0	0	52817	1.06	52817	0	52817	1.06	0	1.06	0	0	NA	NA	52817
(b)	NBFCs registered with RBI		0	0	0	0	0	0	0	0	0	0	0	0	0	0	NA	NA	0
	Trust Employee		0	0	0	0	0	0	0	0	0	0	0	0	0	0	NA	NA	0
	Overseas Depositories(holding DRs) (balancing figure)		0	0	0	0	0	0	0	0	0	0	0	0	0	0	NA	NA	0
(d)	Any Other (Specify)		119	854600	0	0	854600	17.09	854600	0	854600	17.09	0	17.09	0	0	NA	NA	854600
	Hindu Undivided Family		76	427718	0	0	427718	8.55	427718	0	427718	8.55	0	8.55	0	0	NA	NA	427718
	Premchand Madanchand	AAHHP5834L	1	291003	0	0	291003	5.82	291003	0	291003	5.82	0	5.82	0	0	NA	NA	291003
	Non Resident Indians (Non Repat)		4	3400	0	0	3400	0.07	3400	0	3400	0.07	0	0.07	0	0	NA	NA	3400
	Non Resident Indians (Repat)		4	70244	0	0	70244	1.40	70244	0	70244	1.40	0	1.40	0	0	NA	NA	70244
	Tomley Jose	AHMPJ6788R	1	55031	0	0	55031	1.10	55031	0	55031	1.10	0	1.10	0	0	NA	NA	55031
	Clearing Member		5	339	0	0	339	0.01	339	0	339	0.01	0	0.01	0	0	NA	NA	339
	Bodies Corporate		30	352899	0	0	352899	7.06	352899	0	352899	7.06	0	7.06	0	0	NA	NA	352899
	Dadima Capital (P) Ltd	AABCD2140E	1	109162	0	0	109162	2.18	109162	0	109162	2.18	0	2.18	0	0	NA	NA	109162
	S J Infratech Private Limited	AAMCS7606P	1	95335	0	0	95335	1.91	95335	0	95335	1.91	0	1.91	0	0	NA	NA	95335
	Sharda Commodities Pvt Ltd.	AAGCS3840K	1	51878	0	0	51878	1.04	51878	0	51878	1.04	0	1.04	0	0	NA	NA	51878
	Sub Total (B)(3)		2697	4539754	101900	0	4641654	92.83	4641654	0	4641654	92.83	0	92.83	0	0	NA	NA	4344054
	Total Public Shareholding (B)= (B)(1)+(B)(2)+(B)(3)		2697	4539754	101900	0	4641654	92.83	4641654	0	4641654	92.83	0	92.83	0	0	NA	NA	4344054



Omkar Overseas Limited
Table IV - Statement showing Pre shareholding pattern of the Non Promoter- Non Public shareholder

	Category & Name of the shareholders	PAN	Nos. of shareholders	No. of fully paid up equity shares held	Partly paid-up equity shares held	No. of shares underlying Depository Receipts	Total nos. shares held	Shareholding % calculated as per SCRR, 1957 As a % of (A+B+C2)	Number of Voting Rights held in each class of securities				No. of Shares Underlying Outstanding convertible securities (including	Shareholding , as a % assuming full conversion of convertible securities	Number of Locked in shares		Number of Shares pledged or otherwise		Number of equity shares held in dematerialised form
									No of Voting Rights			Total as a % of (A+B+C)			No. (a)	As a % of total Shares held(b)	No. (a)	As a % of total Shares held(b)	
									Class eg: X	Class eg: y	Total								
	(I)	(II)	(III)	(IV)	(V)	(VI)	(VII) = (IV)+(V)+(VI)	(VIII) As a % of (A+B+C2)	(IX)				(X)	(XI)= (VII)+(X) As a % of (A+B+C2)	(XII)		(XIII)		(XIV)
1	Custodian/DR Holder		0	0	0	0	0	0.0000	0	0	0	0.0000	0	0.0000	0	0.0000	NA	NA	0
2	Employee Benefit Trust (under SEBI (Share based Employee Benefit) Regulations, 2014)		0	0	0	0	0	0.0000	0	0	0	0.0000	0	0.0000	0	0.0000	NA	NA	0
	Total Non-Promoter- Non Public Shareholding (C) = (C)(1)+(C)(2)		0	0	0	0	0	0.0000	0	0	0	0.0000	0	0.0000	0	0.0000	NA	NA	0

FOR OMKAR OVERSEAS LIMITED



RAMESH DEORA
DIRECTOR & CEO
(DIN:01135440)

PLACE: Ahmedabad
DATE: 12. 02. 2021



PRE Shareholding Pattern under Regulation 31 of SEBI (Listing Obligations and Disclosure Requirements) Regulations, 2015

1.	Name of Listed Entity: Saanvi Advisors Limited
2.	Scrip Code/Name of Scrip/Class of Security: 531496
3.	Share Holding Pattern Filed under: Reg. 31(1)(a)/Reg. 31(1)(b)/Reg.31(1)(c)
	a. If under 31(1)(b) then indicate the report for Quarter ending
	b. If under 31(1)(c) then indicate date of allotment/extinguishment
4.	Declaration: The Listed entity is required to submit the following declaration to the extent of submission of information:-

	Particulars	Yes*	No*
1	Whether the Listed Entity has issued any partly paid up shares?		NO
2	Whether the Listed Entity has issued any Convertible Securities or Warrants?		No
3	Whether the Listed Entity has any shares against which depository receipts are issued?		No
4	Whether the Listed Entity has any shares in locked-in?		No
5	Whether any shares held by promoters are pledge or otherwise encumbered?		No

* If the Listed Entity selects the option 'No' for the questions above, the columns for the partly paid up shares, Outstanding Convertible Securities/Warrants, depository receipts, locked-in shares, No of shares pledged or otherwise encumbered by promoters, as applicable, shall not be displayed at the time of dissemination on the Stock Exchange website. Also wherever there is 'No' declared by Listed Entity in above table the values will be considered as 'Zero' by default on submission of the format of holding of specified securities.



Saanvi Advisors limited
Table I - Summary Statement holding of specified securities

Category	Category of shareholder	Nos. of shareholders	No. of fully paid up equity shares held	No. of Partly paid-up equity shares held	No. of shares underlying Depository Receipts	Total nos. shares held	Shareholding as a % of total no. of shares (calculated as per SCRR, 1957)	Number of Voting Rights held in each class of securities				No. of Shares Underlying Outstanding convertible securities (including	Shareholding , as a % assuming full conversion of convertible securities (as a	Number of Locked in shares		Number of Shares pledged or otherwise encumbered		Number of equity shares held in dematerialised form
								No of Voting Rights			Total as a % of (A+B+C)			No. (a)	As a % of total Shares held(b)	No. (a)	As a % of total Shares held(b)	
								Class eg: X	Class eg: y	Total								
(I)	(II)	(III)	(IV)	(V)	(VI)	(VII) = (IV)+(V)+(VI)	(VIII) As a % of (A+B+C2)	(IX)				(X)	(XI)= (VII)+(X) As a % of (A+B+C2)	(XII)		(XIII)		(XIV)
(A)	Promoter & Promoter Group	1	148850	0	0	148850	7.40	148850	0	148850	7.40	0	7.40	0	0	0	0	148850
(B)	Public	389	1861650	0	0	1861650	92.60	1861650	0	1861650	92.60	0	92.60	0	0	NA	NA	1835030
(C)	Non Promoter - Non Public				0				0			0			0	NA	NA	
(C1)	Shares Underlying DRs	0	0	0	0	0	0	0	0	0	0	0	0	0	0	NA	NA	0
(C2)	Shares Held By Employee Trust	0	0	0	0	0	0	0	0	0	0	0	0	0	0	NA	NA	0
	Total	390	2010500	0	0	2010500	100	2010500	0	2010500	100	0	100	0	0	0	0	1983880



Saanvi Advisors limited
Table II - Statement showing Pre shareholding pattern of the Promoter and Promoter Group

	Category & Name of the shareholders	PAN	Nos. of shareholders	No. of fully paid up equity shares held	Partly paid-up equity shares held	No. of shares underlying Depository Receipts	Total nos. shares held	Shareholding % calculated as per SCRR, 1957 As a % of (A+B+C2)	Number of Voting Rights held in each class of securities				No. of Shares Underlying Outstanding convertible securities (including	Shareholding, as a % assuming full conversion of convertible securities	Number of Locked in shares		Number of Shares pledged or otherwise		Number of equity shares held in dematerialised form
									No of Voting Rights			Total as a % of (A+B+C)			No. (a)	As a % of total Shares held(b)	No. (a)	As a % of total Shares held(c)	
									Class eg: X	Class eg: y	Total								
	(I)	(II)	(III)	(IV)	(V)	(VI)	(VII) = (IV)+(V)+(VI)	(VIII) As a % of (A+B+C2)	(IX)				(X)	(XI) = (VII)+(X) As a % of (A+B+C2)	(XII)		(XIII)		(XIV)
1	Indian																		
(a)	Individuals / Hindu Undivided Family		0	0	0	0	0	0	0	0	0	0	0	0	0	0	0	0	
	Central Government / State Government(s)		0	0	0	0	0	0	0	0	0	0	0	0	0	0	0	0	
(b)	Financial Institutions / Banks		0	0	0	0	0	0	0	0	0	0	0	0	0	0	0	0	
(c)	Any Other (Specify)		1	148850	0	0	148850	7.40	148850	0	148850	7.40	0	7.40	0	0	0	0	
(d)	Bodies Corporate		1	148850	0	0	148850	7.40	148850	0	148850	7.40	0	7.40	0	0	0	0	
	Devki Nandan Textile Private Limited	AACCE0529R	1	148850	0	0	148850	7.40	148850	0	148850	7.40	0	7.40	0	0	0	0	
	Sub Total (A)(1)		1	148850	0	0	148850	7.40	148850	0	148850	7.40	0	7.40	0	0	0	0	
2	Foreign																		
(a)	Individuals (Non-Resident Individuals / Foreign Individuals)		0	0	0	0	0	0	0	0	0	0	0	0	0	0	0	0	
(b)	Government		0	0	0	0	0	0	0	0	0	0	0	0	0	0	0	0	
(c)	Institutions		0	0	0	0	0	0	0	0	0	0	0	0	0	0	0	0	
(d)	Foreign Portfolio Investor		0	0	0	0	0	0	0	0	0	0	0	0	0	0	0	0	
(e)	Any Other (Specify)		0	0	0	0	0	0	0	0	0	0	0	0	0	0	0	0	
	Sub Total (A)(2)		0	0	0	0	0	0	0	0	0	0	0	0	0	0	0	0	
	Total Shareholding Of Promoter And Promoter Group (A)= (A)(1)+(A)(2)		1	148850	0	0	148850	7.40	148850	0	148850	7.40	0	7.40	0	0	0	0	



Table III - Statement showing Pre shareholding pattern of the Public shareholder

	Category & Name of the shareholders	PAN	Nos. of shareholders	No. of fully paid up equity shares held	Partly paid-up equity shares held	No. of shares underlying Depository Receipts	Total nos. shares held	Shareholding % calculated as per SCRR, 1957 As a % of (A+B+C2)	Number of Voting Rights held in each class of securities				No. of Shares Underlying Outstanding convertible securities (including Warrants)	Number of Shares g, as a % assuming full conversion of convertible securities (as a percentage of diluted share	Number of Locked in shares		Number of Shares pledged or otherwise encumbered		Number of equity shares held in dematerialised form
									No of Voting Rights			Total as a % of (A+B+C)			No. (a)	As a % of total Shares held(b)	No. (a)	As a % of total Shares held(b)	
									Class eg: X	Class eg: y	Total								
	(I)	(II)	(III)	(IV)	(V)	(VI)	(VII) = (IV)+(V)+(VI)	(VIII) As a % of (A+B+C2)	(IX)				(X)	(XI)= (VII)+(X) As a % of (A+B+C2)	(XII)		(XIII)		(XIV)
1	Institutions																		
(a)	Mutual Fund		0	0	0	0	0	0.0000	0	0	0	0.0000	0	0.0000	0	0.0000	NA	NA	0
(b)	Venture Capital Funds		0	0	0	0	0	0.0000	0	0	0	0.0000	0	0.0000	0	0.0000	NA	NA	0
(c)	Alternate Investment Funds		0	0	0	0	0	0.0000	0	0	0	0.0000	0	0.0000	0	0.0000	NA	NA	0
(d)	Foreign Venture Capital Investors		0	0	0	0	0	0.0000	0	0	0	0.0000	0	0.0000	0	0.0000	NA	NA	0
(e)	Foreign Portfolio Investor		0	0	0	0	0	0.0000	0	0	0	0.0000	0	0.0000	0	0.0000	NA	NA	0
(f)	Financial Institutions / Banks		0	0	0	0	0	0.0000	0	0	0	0.0000	0	0.0000	0	0.0000	NA	NA	0
(g)	Insurance Companies		0	0	0	0	0	0.0000	0	0	0	0.0000	0	0.0000	0	0.0000	NA	NA	0
(h)	Provident Funds/ Pension Funds		0	0	0	0	0	0.0000	0	0	0	0.0000	0	0.0000	0	0.0000	NA	NA	0
(i)	Any Other (Specify)		0	0	0	0	0	0.0000	0	0	0	0.0000	0	0.0000	0	0.0000	NA	NA	0
	Sub Total (B)(1)		0	0	0	0	0	0.0000	0	0	0	0.0000	0	0.0000	0	0.0000	NA	NA	0
2	Central Government/ State Government(s)/ President of India																		
	Sub Total (B)(2)		0	0	0	0	0	0	0	0	0	0	0	0	0	0	NA	NA	0
3	Non-Institutions																		
(a)	Individuals			0	0										0		NA	NA	
	i. Individual shareholders holding nominal share capital up to Rs. 2 lakhs.		366	32790	0	0	32790	1.63	32790	0	32790	1.63	0	1.63	0	0	NA	NA	7730
	ii. Individual shareholders holding nominal share capital in excess of Rs. 2 lakhs.		10	1122700	0	0	1122700	55.84	1122700	0	1122700	55.84	0	55.84	0	0	NA	NA	1122700
	Bhupatraj Vastimal Kanter	ACJPK4905B		250000	0	0	250000	12.43	250000	0	250000	12.43	0	12.43	0	0	NA	NA	250000
	Chhaya Jayesh Shah	AHWPS2710G		50000	0	0	50000	2.49	50000	0	50000	2.49	0	2.49	0	0	NA	NA	50000
	Devang Bhupatraj Kanter	ABVPK2382F		125000	0	0	125000	6.22	125000	0	125000	6.22	0	6.22	0	0	NA	NA	125000
	Dhruvit Jayeshkumar Shah	BZYP53258J		50000	0	0	50000	2.49	50000	0	50000	2.49	0	2.49	0	0	NA	NA	50000
	Harjivandas Narandas Ved	AAOPV6742Q		53500	0	0	53500	2.66	53500	0	53500	2.66	0	2.66	0	0	NA	NA	53500
	Nayana Prakashchandra Shah	ACIPS7933E		100000	0	0	100000	4.97	100000	0	100000	4.97	0	4.97	0	0	NA	NA	100000
	Nitin Chandulal Thakkar	AAHPT3829R		250000	0	0	250000	12.43	250000	0	250000	12.43	0	12.43	0	0	NA	NA	250000
	Parul Umesh Ved	ABJPV0890K		82500	0	0	82500	4.10	82500	0	82500	4.10	0	4.10	0	0	NA	NA	82500




	Prakash Navinchandra Shah	APFPS3024L		100000	0	0	100000	4.97	100000	0	100000	4.97	0	4.97	0	0	NA	NA	100000
	Umesh Ved	AAZPV5828N		61700	0	0	61700	3.07	61700	0	61700	3.07	0	3.07	0	0	NA	NA	61700
(b)	NBFCs registered with RBI		0	0	0	0	0	0	0	0	0	0	0	0	0	0	NA	NA	0
	Trust Employee		0	0	0	0	0	0	0	0	0	0	0	0	0	0	NA	NA	0
	Overseas Depositories(holding DRs) (balancing figure)		0	0	0	0	0	0	0	0	0	0	0	0	0	0	NA	NA	0
(d)	Any Other (Specify)		13	706160	0	0	706160	35.12	706160	0	706160	35.12	0	35.12	0	0	NA	NA	704600
	Bodies Corporate		13	706160	0	0	706160	35.12	706160	0	706160	35.12	0	35.12	0	0	NA	NA	704600
	Kirtan Corporate Services Private Limited	AADCK5447P	1	409500	0	0	409500	20.37	409500	0	409500	20.37	0	20.37	0	0	NA	NA	409500
	Dynamic Assignments Private Limited	AAACD6649P	1	200000	0	0	200000	9.95	200000	0	200000	9.95	0	9.95	0	0	NA	NA	200000
	Columbia Global Limited	AABCC8961G	1	95000	0	0	95000	4.73	95000	0	95000	4.73	0	4.73	0	0	NA	NA	95000
	Sub Total (B)(3)		389	1861650	0	0	1861650	92.60	1861650	0	1861650	92.60	0	92.60	0	0	NA	NA	1835030
	Total Public Shareholding (B)= (B)(1)+(B)(2)+(B)(3)		389	1861650	0	0	1861650	92.60	1861650	0	1861650	92.60	0	92.60	0	0	NA	NA	1835030



Saanvi Advisors Limited
Table IV - Statement showing Pre shareholding pattern of the Non Promoter- Non Public shareholder

	Category & Name of the shareholders	PAN	Nos. of shareholders	No. of fully paid up equity shares held	Partly paid-up equity shares held	No. of shares underlying Depository Receipts	Total nos. shares held	Shareholding % calculated as per SCRR, 1957 As a % of (A+B+C2)	Number of Voting Rights held in each class of securities				No. of Shares Underlying Outstanding convertible securities (including	Shareholding, as a % assuming full conversion of convertible securities	Number of Locked in shares		Number of Shares pledged or otherwise encumbered		Number of equity shares held in dematerialised form
									No of Voting Rights			Total as a % of (A+B+C)			No. (a)	As a % of total Shares held(b)	No. (a)	As a % of total Shares held(b)	
									Class eg: X	Class eg: y	Total								
	(I)	(II)	(III)	(IV)	(V)	(VI)	(VII) = (IV)+(V)+(VI)	(VIII) As a % of (A+B+C2)	(IX)				(X)	(XI) = (VII)+(X) As a % of (A+B+C2)	(XII)		(XIII)		(XIV)
1	Custodian/DR Holder		0	0	0	0	0	0.0000	0	0	0	0.0000	0	0.0000	0	0.0000	NA	NA	0
2	Employee Benefit Trust (under SEBI (Share based Employee Benefit) Regulations, 2014)		0	0	0	0	0	0.0000	0	0	0	0.0000	0	0.0000	0	0.0000	NA	NA	0
	Total Non-Promoter- Non Public Shareholding (C)= (C)(1)+(C)(2)		0	0	0	0	0	0.0000	0	0	0	0.0000	0	0.0000	0	0.0000	NA	NA	0

FOR OMKAR OVERSEAS LIMITED




RAMESH DEORA
DIRECTOR & CEO
(DIN:01135440)



PLACE: Ahmedabad
DATE: 12. 02. 2021

POST Shareholding Pattern after Forfeiture, Reduction, Consolidation and Amalgamation under Regulation 31 of SEBI (Listing Obligations and Disclosure Requirements) Regulations, 2015

1.	Name of Listed Entity: Omkar Overseas Limited		
2.	Scrip Code/Name of Scrip/Class of Security: 531496		
3.	Share Holding Pattern Filed under: Reg. 31(1)(a)/Reg. 31(1)(b)/Reg.31(1)(c)		
	a.	If under 31(1)(b) then indicate the report for Quarter ending	
	b.	If under 31(1)(c) then indicate date of allotment/extinguishment	
4.	Declaration: The Listed entity is required to submit the following declaration to the extent of submission of information:-		
	Particulars	Yes*	No*
1	Whether the Listed Entity has issued any partly paid up shares?		No
2	Whether the Listed Entity has issued any Convertible Securities or Warrants?		No
3	Whether the Listed Entity has any shares against which depository receipts are issued?		No
4	Whether the Listed Entity has any shares in locked-in?		No
5	Whether any shares held by promoters are pledge or otherwise encumbered?		No
<p>* If the Listed Entity selects the option 'No' for the questions above, the columns for the partly paid up shares, Outstanding Convertible Securities/Warrants, depository receipts, locked-in shares, No of shares pledged or otherwise encumbered by promoters, as applicable, shall not be displayed at the time of dissemination on the Stock Exchange website. Also wherever there is 'No' declared by Listed Entity in above table the values will be considered as 'Zero' by default on submission of the format of holding of specified securities.</p>			



Omkar Overseas Limited
Table I - Summary Statement holding of specified securities

Category	Category of shareholder	Nos. of shareholders	No. of fully paid up equity shares held	No. of Partly paid up equity shares held	No. of shares underlying Depository Receipts	Total nos. shares held	Shareholding as a % of total no. of shares (calculated as per SCRR, 1957)	Number of Voting Rights held in each class of securities				No. of Shares Underlying Outstanding convertible securities (including Warrants)	Shareholding , as a % assuming full conversion of convertible securities (as a percentage of diluted	Number of Locked in shares		Number of Shares pledged or otherwise		Number of equity shares held in dematerialised form
								No of Voting Rights			Total as a % of (A+B+C)			No. (a)	As a % of total Shares held(b)	No. (a)	As a % of total Shares held (b)	
								Class eg: X	Class eg: y	Total								
(I)	(II)	(III)	(IV)	(V)	(VI)	(VII) = (IV)+(V)+ (VI)	(VIII) As a % of (A+B+C2)	(IX)				(X)	(XI)= (VII)+(X) As a % of (A+B+C2)	(XII)		(XIII)		(XIV)
(A)	Promoter & Promoter Group	3	308341	0	0	308341	7.38	308341	0	308341	7.38	0	7.38	0	0	0	0	308341
(B)	Public	3004	3867974	0	0	3867974	92.62	3867975	0	3867975	92.62	0	92.62	0	0	NA	NA	3786509
(C)	Non Promoter - Non Public		0		0			0	0			0			0	NA	NA	
(C1)	Shares Underlying DRs	0	0	0	0	0	0	0	0	0	0	0	0	0	0	NA	NA	0
(C2)	Shares Held By Employee Trust	0	0	0	0	0	0	0	0	0	0	0	0	0	0	NA	NA	0
	Total	3007	4176315	0	0	4176315	100.00	4176316	0	4176316	100	0	100.0000	0	0	0	0	4094850



Omkar Overseas Limited
Table II - Statement showing Post shareholding pattern of the Promoter and Promoter Group

	Category & Name of the shareholders	PAN	Nos. of shareholders	No. of fully paid up equity shares held	Partly paid-up equity shares held	No. of shares underlying Depository Receipts	Total nos. shares held	Shareholding % calculated as per SCRR, 1957 As a % of (A+B+C2)	Number of Voting Rights held in each class of securities				No. of Shares Underlying Outstanding convertible securities (including Warrants)	Shareholding, as a % assuming full conversion of convertible securities (as a percentage of diluted share capital)	Number of Locked in shares		Number of Shares pledged or otherwise		Number of equity shares held in dematerialised form
									No of Voting Rights			Total as a % of (A+B+C)			No. (a)	As a % of total Shares held(b)	No. (a)	As a % of total Shares held(b)	
									Class eg: X	Class eg: y	Total								
(I)	(II)	(III)	(IV)	(V)	(VI)	(VII) = (IV)+(V)+(VI)	(VIII) As a % of (A+B+C2)	(IX)				(X)	(XI)= (VII)+(X) As a % of (A+B+C2)	(XII)		(XIII)		(XIV)	
1	Indian																		
(a)	Individuals / Hindu Undivided Family		2	71669	0	0	71669	1.72	71669	0	71669	1.72	0	1.72	0	0	0	0	71669
	Pooja Sumit Agarwal	AHHP0468A	1	37966	0	0	37966	0.91	37966	0	37966	0.91	0	0.91	0	0	0	0	37966
	Champalal Gopiram Agrawal	AAPPA7695A	1	33703	0	0	33703	0.81	33703	0	33703	0.81	0	0.81	0	0	0	0	33703
(b)	Central Government / State Government(s)		0	0	0	0	0	0.00	0	0	0	0.00	0	0.00	0	0	0	0	0
(c)	Financial Institutions / Banks		0	0	0	0	0	0.00	0	0	0	0.00	0	0.00	0	0	0	0	0
(d)	Any Other (Specify)		1	236672	0	0	236672	5.67	236672	0	236672	5.67	0	5.67	0	0	0	0	236672
	Bodies Corporate		1	236672	0	0	236672	5.67	236672	0	236672	5.67	0	5.67	0	0	0	0	236672
	Devki Nandan Textile Private Limited	AACCE0529R	1	236672	0	0	236672	5.67	236672	0	236672	5.67	0	5.67	0	0	0	0	236672
	Sub Total (A)(1)		3	308341	0	0	308341	7.38	308341	0	308341	7.38	0	7.38	0	0	0	0	308341
2	Foreign																		
(a)	Individuals (Non-Resident Individuals / Foreign Individuals)		0	0	0	0	0	0	0	0	0	0	0	0	0	0	0	0	0
(b)	Government		0	0	0	0	0	0	0	0	0	0	0	0	0	0	0	0	0
(c)	Institutions		0	0	0	0	0	0	0	0	0	0	0	0	0	0	0	0	0
(d)	Foreign Portfolio Investor		0	0	0	0	0	0	0	0	0	0	0	0	0	0	0	0	0
(e)	Any Other (Specify)		0	0	0	0	0	0	0	0	0	0	0	0	0	0	0	0	0
	Sub Total (A)(2)		0	0	0	0	0	0.0000	0	0	0	0.0000	0	0.0000	0	0	0	0	0
	Total Shareholding Of Promoter And Promoter Group (A)= (A)(1)+(A)(2)		3	308341	0	0	308341	7.38	308341	0	308341	7.38	0	7.38	0	0	0	0	308341





Table III - Statement showing Post shareholding pattern of the Public shareholder

Category & Name of the shareholders	PAN	Nos. of shareholders	No. of fully paid up equity shares held	Partly paid-up equity shares held	No. of shares underlying Depository Receipts	Total nos. shares held	Shareholding % calculated as per SCRR, 1957 As a % of (A+B+C2)	Number of Voting Rights held in each class of securities				No. of Shares Underlying Outstanding convertible securities (including Warrants)	Shareholding, as a % assuming full conversion of convertible securities (as a percentage of diluted share capital)	Number of Locked in shares		Number of Shares pledged or otherwise encumbered		Number of equity shares held in dematerialised form	
								No of Voting Rights			Total as a % of (A+B+C)			No. (a)	As a % of total Shares held(b)	No. (a)	As a % of total Shares held(b)		
								Class eg: X	Class eg: y	Total									
(I)	(II)	(III)	(IV)	(V)	(VI)	(VII) = (IV)+(V)+(VI)	(VIII) As a % of (A+B+C2)	(IX)				(X)	(XI)= (VII)+(X) As a % of (A+B+C2)	(XII)		(XIII)		(XIV)	
1	Institutions																		
(a)	Mutual Fund		0	0	0	0	0	0	0	0	0	0	0	0	0	0	NA	NA	0
(b)	Venture Capital Funds		0	0	0	0	0	0	0	0	0	0	0	0	0	0	NA	NA	0
(c)	Alternate Investment Funds		0	0	0	0	0	0	0	0	0	0	0	0	0	0	NA	NA	0
(d)	Foreign Venture Capital Investors		0	0	0	0	0	0	0	0	0	0	0	0	0	0	NA	NA	0
(e)	Foreign Portfolio Investor		0	0	0	0	0	0	0	0	0	0	0	0	0	0	NA	NA	0
(f)	Financial Institutions / Banks		0	0	0	0	0	0	0	0	0	0	0	0	0	0	NA	NA	0
(g)	Insurance Companies		0	0	0	0	0	0	0	0	0	0	0	0	0	0	NA	NA	0
(h)	Provident Funds/ Pension Funds		0	0	0	0	0	0	0	0	0	0	0	0	0	0	NA	NA	0
(i)	Any Other (Specify)		0	0	0	0	0	0	0	0	0	0	0	0	0	0	NA	NA	0
	Sub Total (B)(1)		0	0	0	0	0	0	0	0	0	0	0	0	0	0	NA	NA	0
2	Central Government/ State Government(s)/ President of India																		
	Sub Total (B)(2)		0	0	0	0	0	0	0	0	0	0	0	0	0	0	NA	NA	0
3	Non-Institutions																		
(a)	Individuals			0	0										0		NA	NA	
	i. Individual shareholders holding nominal share capital up to Rs. 2 lakhs.		2862	789167	0	0	789167	18.90	789167	0	789167	18.90	0	18.90	0	0	NA	NA	710182
	ii. Individual shareholders holding nominal share capital in excess of Rs. 2 lakhs.		10	1785093	0	0	1785093	42.74	1785093	0	1785093	42.74	0	42.74	0	0	NA	NA	1785093
	Bhupatraj Vastimal Kanter	ACIPK4905B		397500	0	0	397500	9.52	397500	0	397500	9.52	0	9.52	0	0	NA	NA	397500
	Chhaya Jayesh Shah	AHWPS2710G		79500	0	0	79500	1.90	79500	0	79500	1.90	0	1.90	0	0	NA	NA	79500
	Devang Bhupatraj Kanter	ABVPK2382F		198750	0	0	198750	4.76	198750	0	198750	4.76	0	4.76	0	0	NA	NA	198750
	Dhruvit Jayeshkumar Shah	BZYPK3258J		79500	0	0	79500	1.90	79500	0	79500	1.90	0	1.90	0	0	NA	NA	79500
	Harjivandas Narandas Ved	AAOPV6742Q		85065	0	0	85065	2.04	85065	0	85065	2.04	0	2.04	0	0	NA	NA	85065
	Nayana Prakashchandra Shah	ACIPS7933E		159000	0	0	159000	3.81	159000	0	159000	3.81	0	3.81	0	0	NA	NA	159000
	Nitin Chandulal Thakkar	AAHPT3829R		397500	0	0	397500	9.52	397500	0	397500	9.52	0	9.52	0	0	NA	NA	397500
	Parul Umesh Ved	ABJPV0890K		131175	0	0	131175	3.14	131175	0	131175	3.14	0	3.14	0	0	NA	NA	131175
	Prakash Navinchandra Shah	APFPS3024L		159000	0	0	159000	3.81	159000	0	159000	3.81	0	3.81	0	0	NA	NA	159000
	Umesh Ved	AAZPV5828N		98103	0	0	98103	2.35	98103	0	98103	2.35	0	2.35	0	0	NA	NA	98103



(b)	NBFCs registered with RBI		0	0	0	0	0	0	0	0	0	0	0	0	0	0	0	NA	NA	0
	Trust Employee		0	0	0	0	0	0	0	0	0	0	0	0	0	0	0	NA	NA	0
(d)	Overseas Depositories(holding DRs) (balancing figure)		0	0	0	0	0	0	0	0	0	0	0	0	0	0	0	NA	NA	0
(c)	Any Other (Specify)		132	1293714	0	0	1293714	30.98	1293714	0	1293714	30.98	0	30.98	0	0	0	NA	NA	1291234
	Hindu Undivided Family		76	85544	0	0	85544	2.05	85544	0	85544	2.05	0	2.05	0	0	0	NA	NA	85544
	Premchand Madanchand	AAHHP5834L	1	58201	0	0	58201	1.39	58201	0	58201	1.39	0	1.39	0	0	0	NA	NA	58201
	Non Resident Indians (Non Repat)		4	680	0	0	680	0.02	680	0	680	0.02	0	0.02	0	0	0	NA	NA	680
	Non Resident Indians (Repat)		4	14049	0	0	14049	0.34	14049	0	14049	0.34	0	0.34	0	0	0	NA	NA	14049
	Clearing Member		5	68	0	0	68	0.00	68	0	68	0.00	0	0.00	0	0	0	NA	NA	68
	Bodies Corporate		43	1193374	0	0	1193374	28.57	1193374	0	1193374	28.57	0	28.57	0	0	0	NA	NA	1190894
	Kirtan Corporate Services Private Limited	AADCK5447P	1	651105	0	0	651105	16	651105	0	651105	15.59	0	15.59	0	0	0	NA	NA	651105
	Dynamic Assignments Private Limited	AAACD6649P	1	318000	0	0	318000	8	318000	0	318000	7.61	0	7.61	0	0	0	NA	NA	318000
	Columbia Global Limited	AABCC8961G	1	151050	0	0	151050	4	151050	0	151050	3.62	0	3.62	0	0	0	NA	NA	151050
	Sub Total (B)(3)		3004	3867974	0	0	3867974	93	3867974	0	3867974	92.62	0	92.62	0	0.0000	NA	NA	3786509	
	Total Public Shareholding (B)= (B)(1)+(B)(2)+(B)(3)		3004	3867974	0	0	3867974	92.62	3867974	0	3867974	92.62	0	92.62	0	0.0000	NA	NA	3786509	



Omkar Overseas Limited

Table IV - Statement showing Post shareholding pattern of the Non Promoter- Non Public shareholder

Category & Name of the shareholders	PAN	Nos. of share holders	No. of fully paid up equity shares held	Partly paid-up equity shares held	No. of shares underlying Depository Receipts	Total nos. shares held	Shareholding % calculated as per SCRR, 1957 As a % of (A+B+C 2)	Number of Voting Rights held in each class of securities				No. of Shares Underlying Outstanding convertible securities (including Warrants)	Shareholding , as a % assuming full conversion of convertible securities (as a % of (A+B+C2))	Number of Locked in shares		Number of Shares pledged or otherwise		Number of equity shares held in dematerialised form	
								No of Voting Rights			Total as a % of (A+B+C)			No. (a)	As a % of total Shares held(b)	No. (a)	As a % of total Shares held(b)		
								Class eg: X	Class eg: y	Total									
(I)	(II)	(III)	(IV)	(V)	(VI)	(VII) = (IV)+(V)+(VI)	(VIII) As a % of (A+B+C 2)	(IX)				(X)	(XI)= (VII)+(X) As a % of (A+B+C2)	(XII)		(XIII)		(XIV)	
1	Custodian/DR Holder		0	0	0	0	0	0	0	0	0	0	0	0	0	0	NA	NA	0
2	Employee Benefit Trust (under SEBI (Share based Employee Benefit) Regulations, 2014)		0	0	0	0	0	0	0	0	0	0	0	0	0	0	NA	NA	0
	Total Non-Promoter- Non Public Shareholding (C)= (C)(1)+(C)(2)		0	0	0	0	0	0	0	0	0	0	0	0	0	0	NA	NA	0

FOR OMKAR OVERSEAS LIMITED


RAMESH DEORA
 DIRECTOR & CEO
 (DIN:01135440)



PLACE: Ahmedabad
 DATE: 13.08.2021